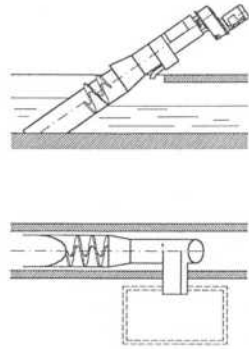


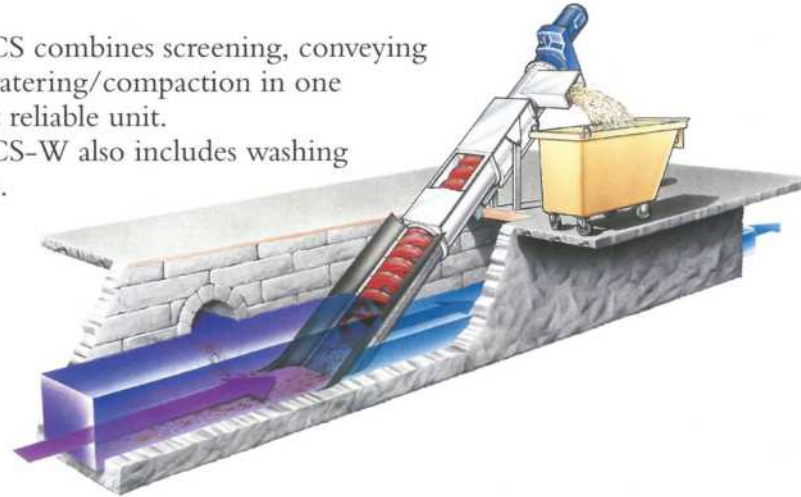


The SPIROGUARD® Family is a unique range of products designed for simple and flexible solutions to effluent management. A significant feature is the combination of functions incorporated in one robust and space saving unit, where maintenance and running costs are minimized.



SPIROGUARD® Channel Screen Model CS and CS-W

Model CS combines screening, conveying and dewatering/compaction in one compact reliable unit. Model CS-W also includes washing function.

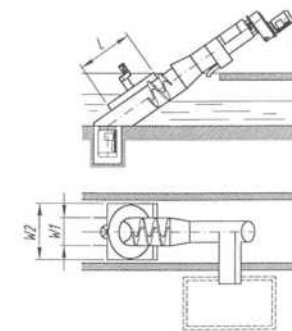
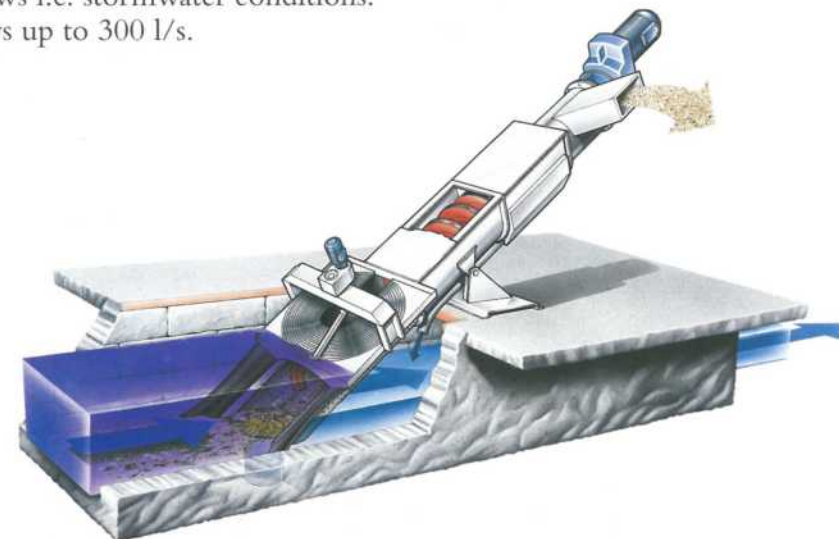


Efficient and easily controlled dewatering/compaction function. Cross discharge for outloading in required direction makes flexible layouts and space saving installations possible. Model CS-W for volume and weight reduction of wet solids.

SPIROGUARD Model		CS 300	CS 400	CS 500
Max inflow	l/s	45	70	100
Screen length	mm	900	1200	1200
Screen width	mm	290	390	490
Screen openings	mm	5	5	5
Min channel width	mm	300	400	500
Discharge height		optional		
Helical gear motor	hp	1,5-2,0	1,5-2,0	2,0-3,0

SPIROGUARD® Double Channel Screen Model CSD and CSD-W

Unique design with two co-operating screens. The standard SPIROGUARD Channel Screen, with sufficient capacity for normal flows supported by a second screen deck for peak flows i.e. stormwater conditions. For flows up to 300 l/s.



Dim. Flow l/s	SPIROGUARD Channel screens Type	Lower screen		Upper screen
		Width W1 mm	Length L mm	Width W2 mm
50	CSD 300/600	300	900	600
100	CSD 300/800	300	1200	800
150	CSD 300/1000	300	1500	1000
200	CSD 500/1000	500	1500	1000
250	CSD 500/1200	500	1500	1200

Guidelines for dimensioning perforation:
Lower screen 5mm; upper screen 8 mm

Note: Other combinations and screen perforations are available for flexible and suitable adjustments to channel dimensions and local requirements.

The SPIROGUARD Double Channel Screen design eliminates problems with sedimentation at the channel bottom during periods of low flows.

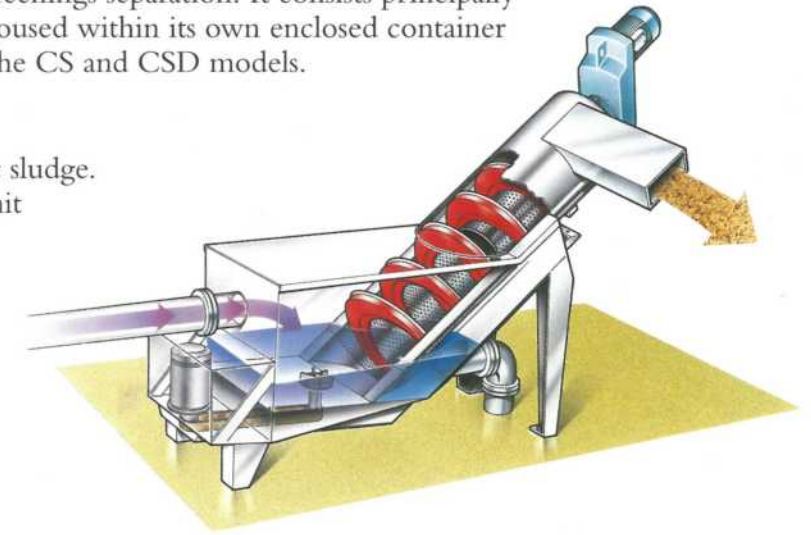
SPIROGUARD® Compact Cleaner Model CC and CC-W

SPIROGUARD Compact Cleaner is the model for pump fed applications, e.g. for tanker reception facilities or gross screenings separation. It consists principally of a SPIROGUARD Channel Screen housed within its own enclosed container and incorporating all of the features of the CS and CSD models.

Typical applications:
Model CC: Reception facility for septic sludge.
Model CC-W: Washing/Dewatering unit for solid matter from bar-screens.

Technical data Model CC-W/RB

- Capacity of wet screenings up to 3 m³/h
- Weight reduction up to 80%
- Volume reduction up to 60%
- Dewatering efficiency 30-50% DS
- Motor power Turbo Washer, 3-10 hp
- Motor power Conveyor/Dewaterer, 1,5-2 hp



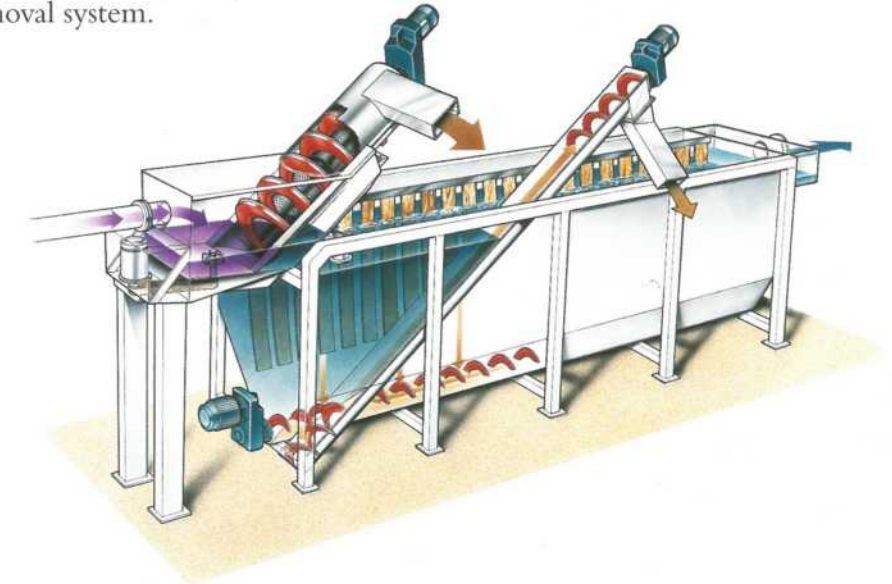
SPIROGUARD® Combi Trap Model CT-S, CT-WS, CT-FS, CT-WSF

The SPIROGUARD Combi Trap has been developed to meet the requirements of small municipal communities. The SPIROGUARD CT is principally a Compact Cleaner combined with a settling tank for grit/sand complete with a removal system. As an option the SPIROGUARD CT can also be equipped with a scum or grease removal system. For automatic operation.

The SPIROGUARD Combi Trap can incorporate the following to make it the ultimate solution:

- Screening
- Washing - Turbo Washer
- Conveying
- Dewatering
- Compacting
- Solids settling/removal
- Scum/grease removal

SPIROGUARD Combi Trap	Washing	Screening	Dewatering	Settling	Flotation
Model					
CT-S	-	■	■	■	-
CT-WS	■	■	■	■	-
CT-SF	-	■	■	■	■
CT-WSF	■	■	■	■	■



The versatility of the SPIROGUARD Combi Trap makes it ideal for industrial applications.

The SPIROGUARD® Family of Products

- Designed for faster return on investment.
- Designed for space saving installations and flexible layouts.
- Designed for high volume and weight reduction and for hygienic handling.